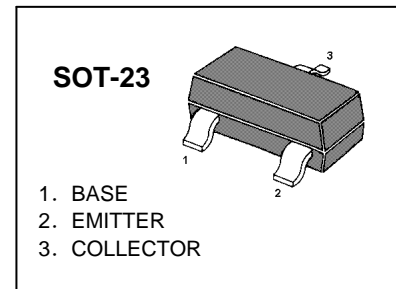


## S9012 TRANSISTOR (PNP)

### FEATURES

Complementary to S9013

Excellent  $h_{FE}$  linearity



MARKING: 2T1

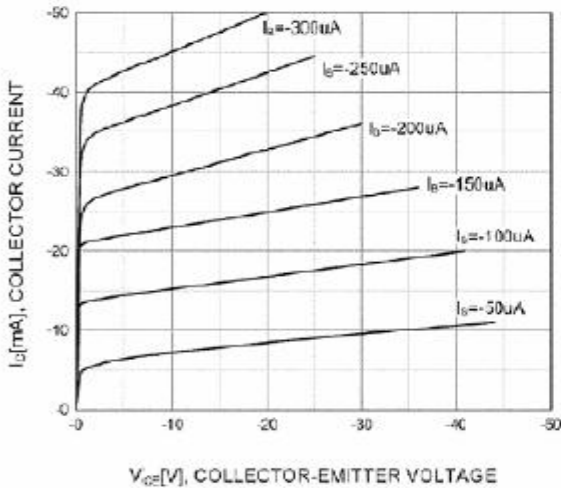
### MAXIMUM RATINGS ( $T_A=25^\circ\text{C}$ unless otherwise noted)

Symbol	Parameter	Value	Units
$V_{CBO}$	Collector-Base Voltage	-40	V
$V_{CEO}$	Collector-Emitter Voltage	-25	V
$V_{EBO}$	Emitter-Base Voltage	-5	V
$I_C$	Collector Current -Continuous	-500	mA
$P_C$	Collector Power Dissipation	300	mW
$T_j$	Junction Temperature	150	$^\circ\text{C}$
$T_{stg}$	Storage Temperature	-55-150	$^\circ\text{C}$

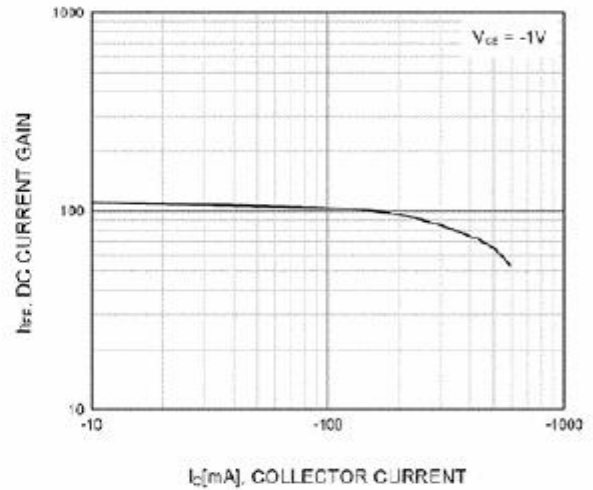
### ELECTRICAL CHARACTERISTICS ( $T_{amb}=25^\circ\text{C}$ unless otherwise specified)

Parameter	Symbol	Test conditions	MIN	TYP	MAX	UNIT
Collector-base breakdown voltage	$V_{(BR)CBO}$	$I_C = -100\mu\text{A}$ , $I_E = 0$	-40			V
Collector-emitter breakdown voltage	$V_{(BR)CEO}$	$I_C = -1\text{mA}$ , $I_B = 0$	-25			V
Emitter-base breakdown voltage	$V_{(BR)EBO}$	$I_E = -100\mu\text{A}$ , $I_C = 0$	-5			V
Collector cut-off current	$I_{CBO}$	$V_{CB} = -40\text{V}$ , $I_E = 0$			-0.1	$\mu\text{A}$
Collector cut-off current	$I_{CEO}$	$V_{CE} = -20\text{V}$ , $I_B = 0$			-0.1	$\mu\text{A}$
Emitter cut-off current	$I_{EBO}$	$V_{EB} = -5\text{V}$ , $I_C = 0$			-0.1	$\mu\text{A}$
DC current gain	$h_{FE}$	$V_{CE} = -1\text{V}$ , $I_C = -50\text{mA}$	120		200	
Collector-emitter saturation voltage	$V_{CE(sat)}$	$I_C = -500\text{mA}$ , $I_B = -50\text{mA}$			-0.6	V
Base-emitter saturation voltage	$V_{BE(sat)}$	$I_C = -500\text{mA}$ , $I_B = -50\text{mA}$			-1.2	V
Transition frequency	$f_T$	$V_{CE} = -6\text{V}$ , $I_C = -20\text{mA}$ $f = 30\text{MHz}$	150			MHz
Collector output capacitance	$C_{ob}$	$V_{CB} = -10\text{V}$ , $I_E = 0$ , $f = 1\text{MHz}$			5	pF

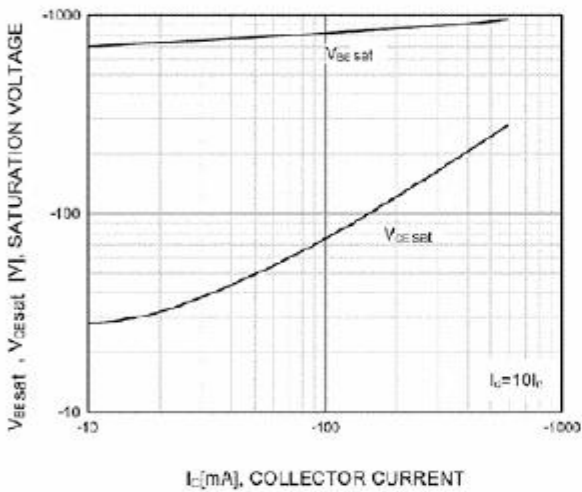
## Typical Characteristics



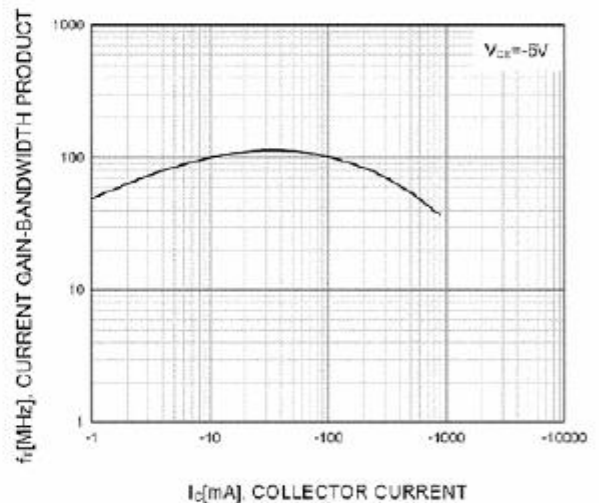
Static Characteristic



DC current Gain



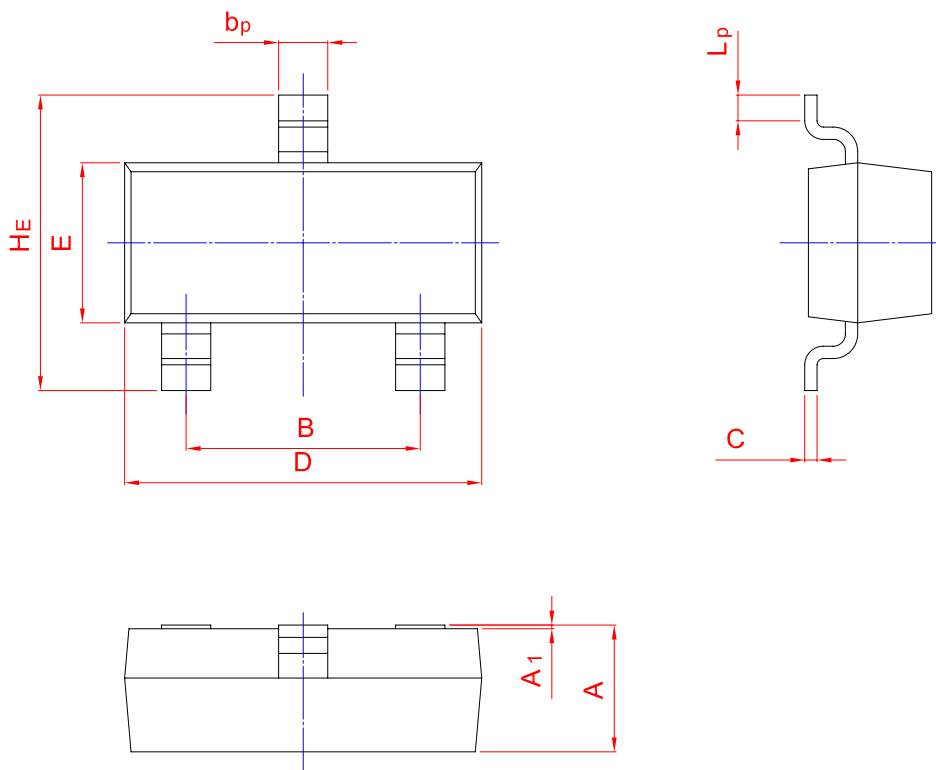
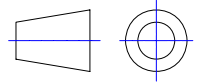
Base-Emitter Saturation Voltage  
Collector-Emitter Saturation Voltage



Current Gain Bandwidth Product

Plastic surface mounted package; 3 leads

SOT-23



UNIT	A	B	$b_p$	C	D	E	$H_E$	$A_1$	$L_p$
mm	1.40	2.04	0.50	0.19	3.10	1.65	3.00	0.100	0.50
	0.95	1.78	0.35	0.08	2.70	1.20	2.20	0.013	0.20