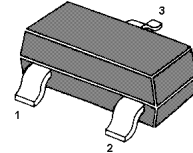


MMBTSC5343 NPN Silicon Epitaxial Planar Transistor

for general small signal amplifier.

The transistor is subdivided into four groups, O, Y, G and L, according to its DC current gain.



1.Base 2.Emitter 3.Collector
SOT-23 Plastic Package

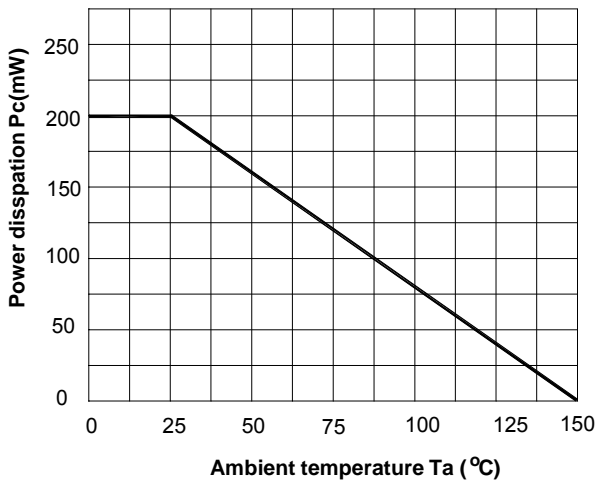
Absolute Maximum Ratings ($T_a = 25\text{ }^\circ\text{C}$)

Parameter	Symbol	Value	Unit
Collector-Base Voltage	V_{CB0}	50	V
Collector-Emitter Voltage	V_{CEO}	50	V
Emitter-Base Voltage	V_{EBO}	5	V
Collector Current	I_C	150	mA
Power Dissipation	P_{tot}	200	mW
Junction Temperature	T_j	150	$^\circ\text{C}$
Storage Temperature Range	T_s	-55 +150	$^\circ\text{C}$

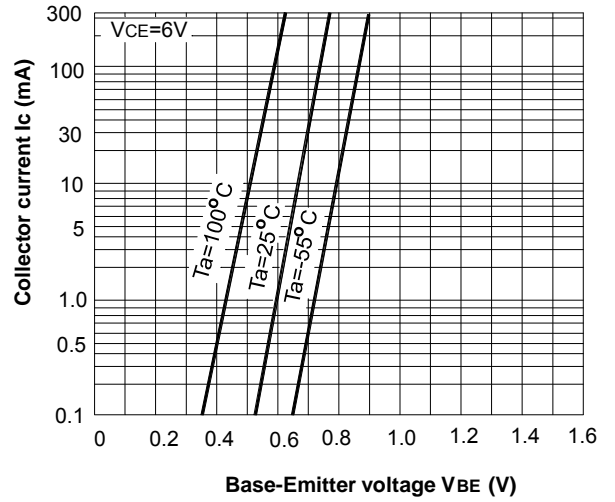
Characteristics at $T_{amb}=25\text{ }^{\circ}\text{C}$

Parameter	Symbol	Min.	Typ.	Max.	Unit
DC Current Gain at $V_{CE}=6\text{V}$, $I_C=1\text{mA}$					
Current Gain Group O	h_{FE}	70	-	140	-
Y	h_{FE}	120	-	240	-
G	h_{FE}	200	-	400	-
L	h_{FE}	300	-	700	-
Collector Emitter Saturation Voltage at $I_C=50\text{mA}$, $I_B=5\text{mA}$	$V_{CE(sat)}$	-	-	400	mV
Collector Cutoff Current at $V_{CB}=30\text{V}$	I_{CBO}	-	-	0.5	μA
Emitter Cutoff Current at $V_{EB}=4\text{V}$	I_{EBO}	-	-	0.5	μA
Transition Frequency at $V_{CE}=12\text{V}$, $I_C=2\text{mA}$	f_T	-	180	-	MHz
Output Capacitance at $V_{CB}=12\text{V}$, $f=1\text{MHz}$	C_{OB}	-	2	-	pF
Collector Base Breakdown Voltage at $I_C=50\mu\text{A}$	$V_{(BR)CBO}$	50	-	-	V
Collector Emitter Breakdown Voltage at $I_C=1\text{mA}$	$V_{(BR)CEO}$	50	-	-	V
Emitter Base Breakdown Voltage at $I_E=50\mu\text{A}$	$V_{(BR)EBO}$	5	-	-	V
Noise Figure at $V_{CE}=6\text{V}$, $I_C=0.1\text{mA}$, $f=1\text{KHz}$, $R_G=10\text{K}\Omega$	NF	-	1	10	dB

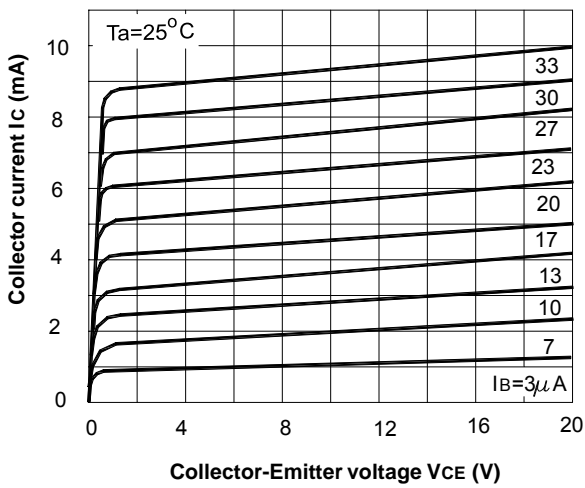
Pc-Ta



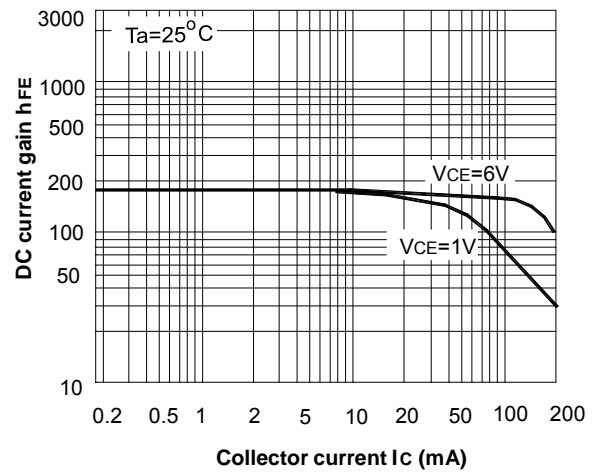
IC-VBE



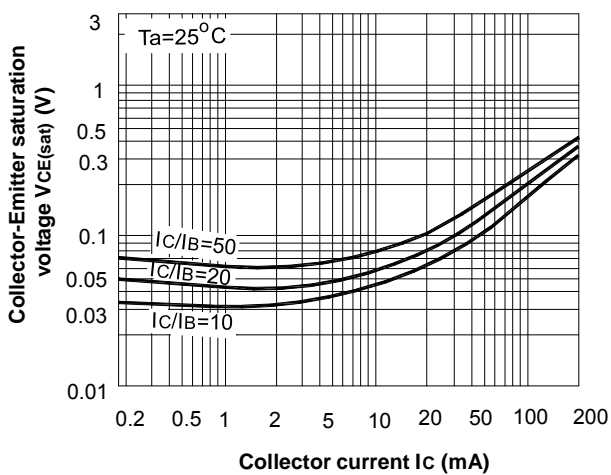
IC-VCE



hFE-IC



VCE(sat)-IC



PACKAGE OUTLINE

Plastic surface mounted package; 3 leads

SOT-23

